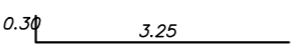




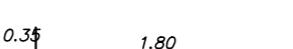


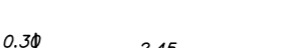
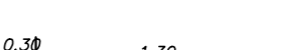







Column Bar Schedule

<i>POS</i>	<i>SHAPE</i>	ϕ <i>(mm)</i>	<i>No.</i>	<i>L(m)</i>	<i>W(kg)</i>	<i>TOTAL W(kg)</i>
1		16	156	3.55	5.56	868.07
2		16	756	4.20	6.58	4977.09
3		18	344	4.30	8.53	2934.51
4		20	140	4.70	11.51	1611.57
5		20	120	5.90	14.45	1734.03
6		20	120	2.15	5.27	631.89
7		18	72	5.50	10.91	785.61
8		18	88	1.70	3.37	296.78
9		16	80	2.75	4.31	344.85
10		16	128	1.60	2.51	321.02
11		22	20	6.00	17.78	355.62
12		22	20	2.30	6.82	136.32
13		16	80	5.40	8.46	677.15
14		18	20	3.55	7.04	140.85
15		18	16	2.75	5.46	87.29
Total weight						15902.68

Column Bar Size Schedule

ϕ	<i>W(kg)</i>
16	7188.19
18	4245.05
20	3977.50
22	491.95